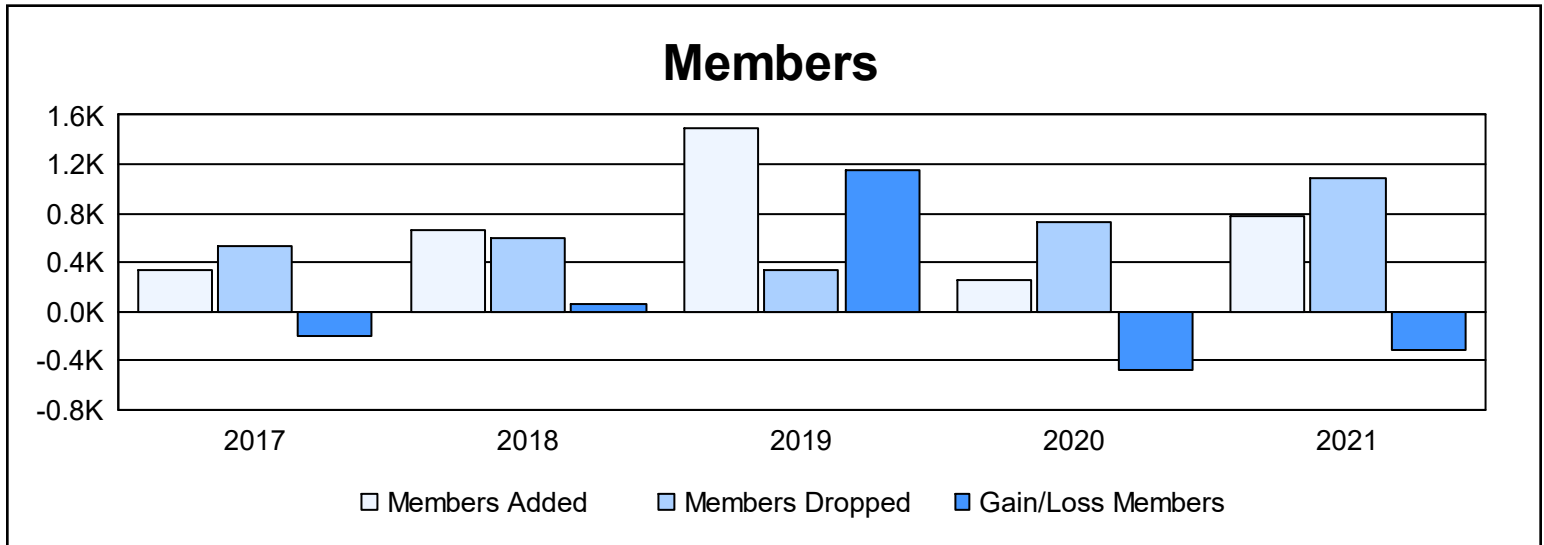
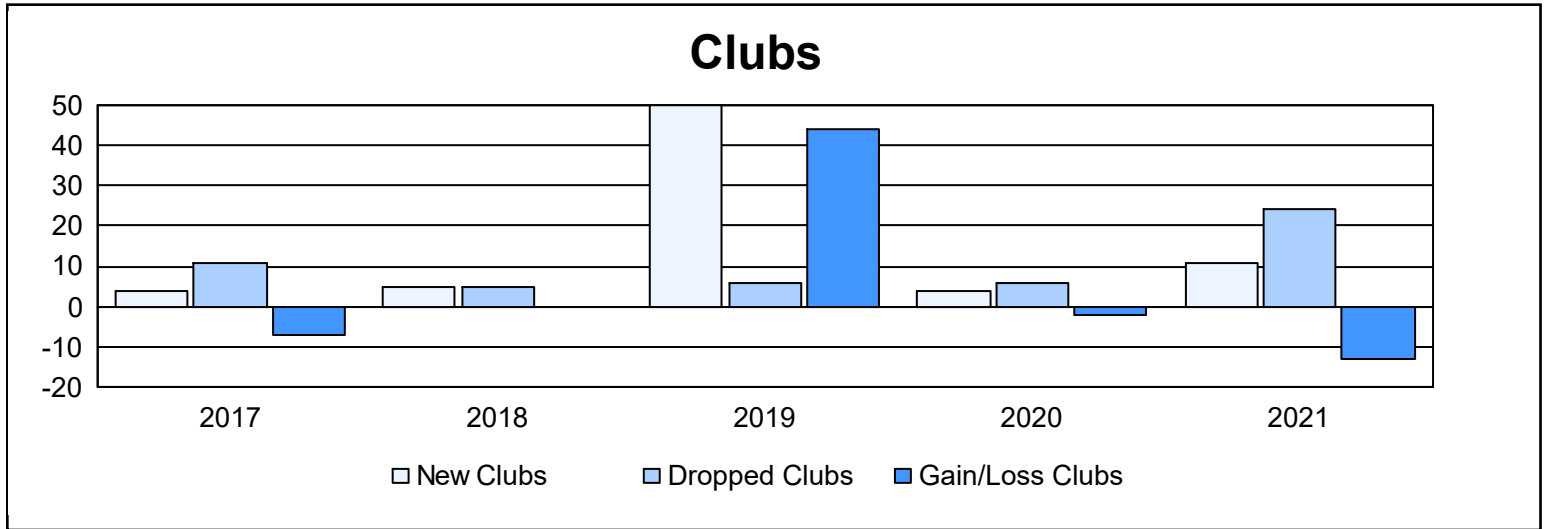
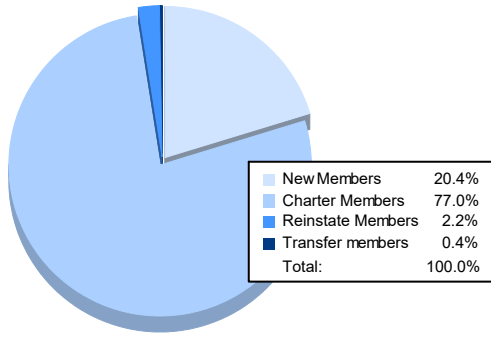


Year	New Clubs	Dropped Clubs	Gain/ Loss Clubs	New Members	Charter Members	Reinstate Members	Transfer Members	Total Member Added	Total Members Dropped	Gain/ Loss Members
2016-2017	4	11	-7	226	92	4	10	332	534	-202
2017-2018	5	5	0	374	154	96	33	657	601	56
2018-2019	50	6	44	254	1,196	42	7	1,499	343	1,156
2019-2020	4	6	-2	127	105	9	21	262	732	-470
2020-2021	11	24	-13	160	604	17	3	784	1,094	-310
<b>Average</b>	<b>15</b>	<b>10</b>	<b>4</b>	<b>228</b>	<b>430</b>	<b>34</b>	<b>15</b>	<b>707</b>	<b>661</b>	<b>46</b>



### Membership Composition June 2021 Cumulative



### Gender Composition June 2021 Cumulative

